Kingbright

BAR GRAPH 5 SEGMENT

PRELIMINARY SPEC

Part Number: DC-05GWA Green

Features

- Suitable for level indicators.
- Low current operation.
- Excellent on/off contrast.
- End stackable.
- Mechanically rugged.
- Different colors in one unit available.
- Standard : gray face, white segment.
- RoHS compliant.

Description

The Green source color devices are made with Gallium Phosphide Green Light Emitting Diode.

Package Dimensions& Internal Circuit Diagram

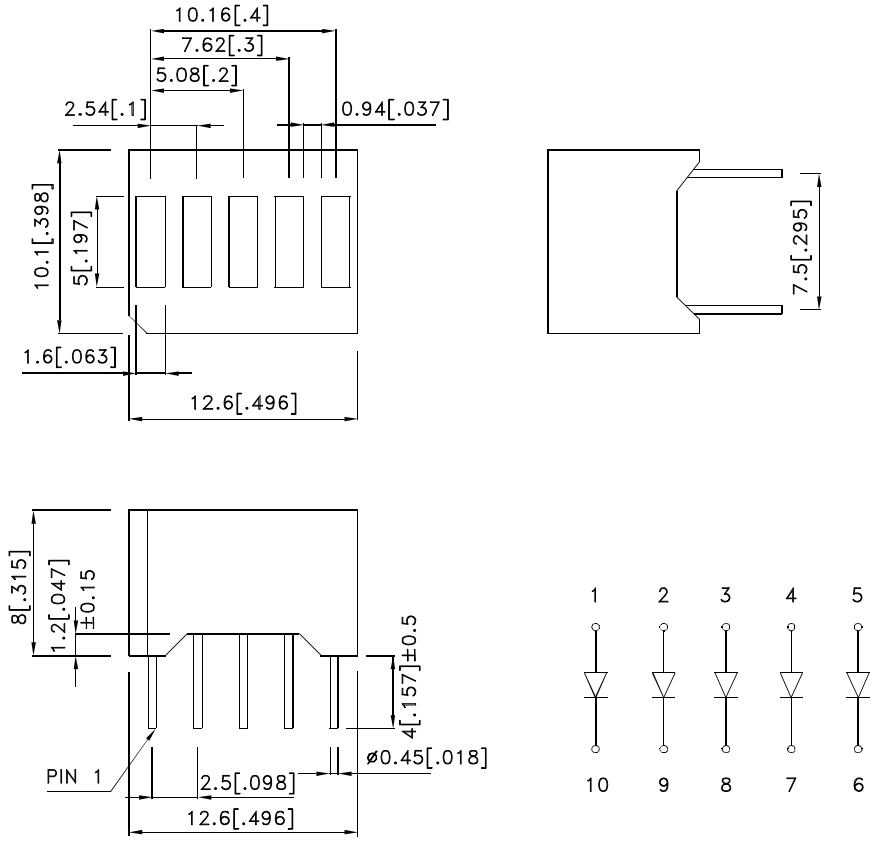

Notes:
1. All dimensions are in millimeters (inches), Tolerance is ±0.25(0.01")unless otherwise noted.
2. Specifications are subject to change without notice.

Selection Guide

Part No.	Dice	Lens Type	Iv (ucd) [1] @ 10mA		Description
			Min.	Typ.	
DC-05GWA	Green (GaP)	WHITE DIFFUSED	1900	9900	5 Segment Bar graph-Display

Note:
1. Luminous intensity/ luminous Flux: +/-15%.

Electrical / Optical Characteristics at TA=25°C

Symbol	Parameter	Device	Typ.	Max.	Units	Test Conditions
λpeak	Peak Wavelength	Green	565		nm	I_F=20mA
λD [1]	Dominant Wavelength	Green	568		nm	I_F=20mA
Δλ1/2	Spectral Line Half-width	Green	30		nm	I_F=20mA
C	Capacitance	Green	15		pF	V_F=0V;f=1MHz
V_F [2]	Forward Voltage	Green	2.2	2.5	V	I_F=20mA
I_R	Reverse Current	Green		10	uA	V_R=5V

Notes:
1.Wavelength: +/-1nm.
2. Forward Voltage: +/-0.1V.

Absolute Maximum Ratings at TA=25°C

Parameter	Green	Units
Power dissipation	62.5	mW
DC Forward Current	25	mA
Peak Forward Current [1]	140	mA
Reverse Voltage	5	V
Operating / Storage Temperature	-40°C To +85°C	
Lead Solder Temperature[2]	260°C For 3-5 Seconds	

Notes:
1. 1/10 Duty Cycle, 0.1ms Pulse Width.
2. 2mm below package base.

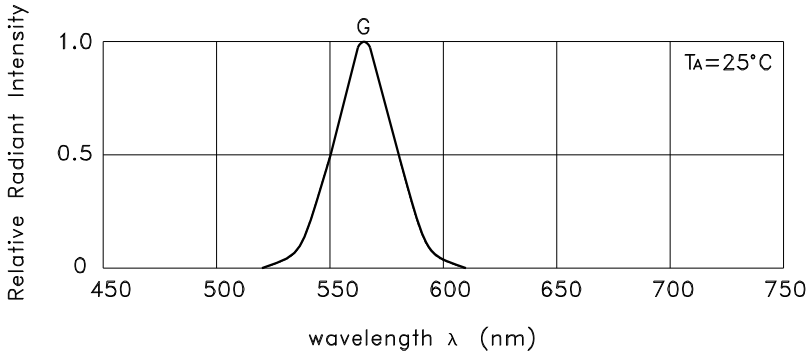

RELATIVE INTENSITY Vs. WAVELENGTH

Green **DC-05GWA**

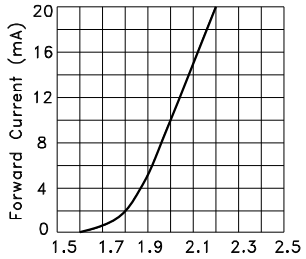

FORWARD CURRENT Vs. FORWARD VOLTAGE

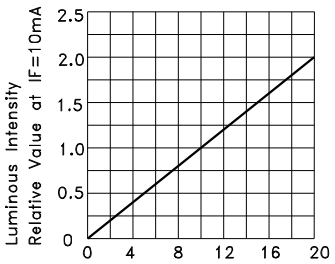

LUMINOUS INTENSITY Vs. FORWARD CURRENT

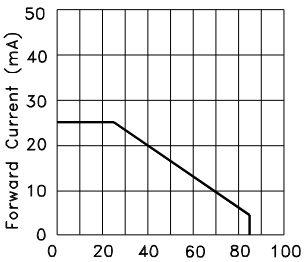

FORWARD CURRENT DERATING CURVE

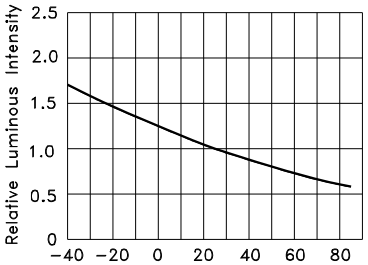

LUMINOUS INTENSITY Vs. AMBIENT TEMPERATURE

PACKING & LABEL SPECIFICATIONS **DC-05GWA**

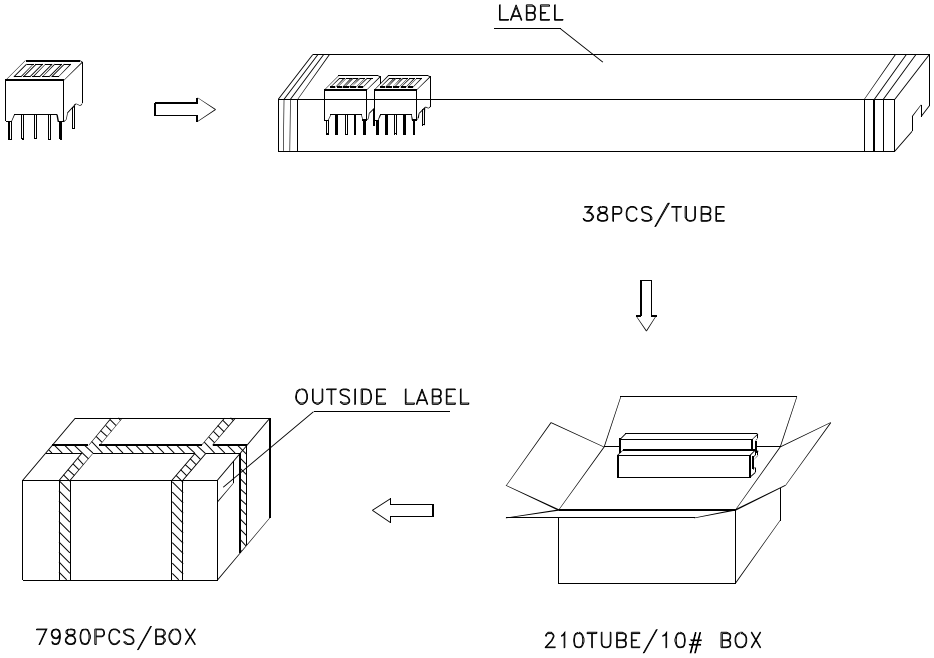

Inside Label Paste On The IC-TUBE

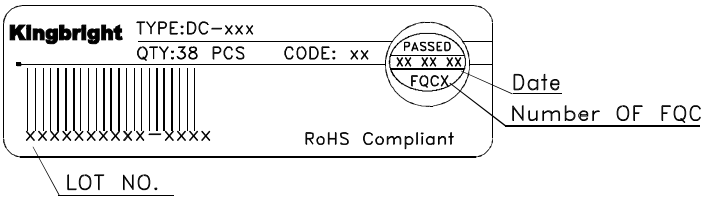
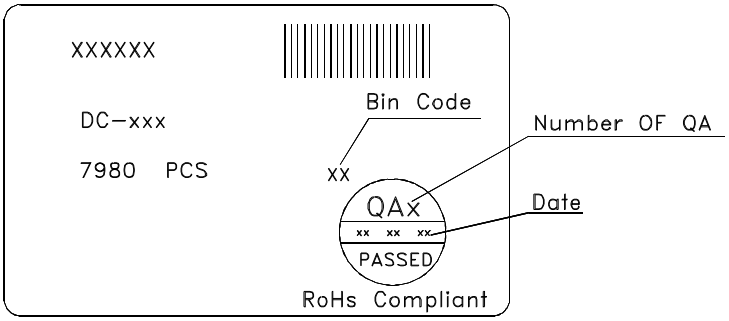
Outside Label Paste On The Box